WIREMESH INDUSTRIES PTE LTD

E-CATALOG

CONTENT

03 COMPANY PROFILE
05 ARCHITECTURAL MESH
11 BRASS MESH
13 CONCERTINA WIRE
15 CONVEYOR MESH / BELT
19 COPPER MESH
21 CRIMP WIREMESH
23 EXPANDED METAL
27 GABION
29 HEXAGONAL MESH
31 INSECT SCREEN
33 KNITTED MESH
35 PERFORATED SHEET
37 POLYETHYLENE MESH
39 STAINLESS STEEL NAILS
41 STAINLESS STEEL WIRE
43 WELDED WIREMESH
45 WOVEN MESH
55 INNOVATIVE TEXTILES
59 OTHER PRODUCTS

WIREMESH INDUSTRIES

[We are proud of ourselves for exceptional quality of our product]

Wiremesh Industries, established in 2002, is one of the major stockists of industrial wire cloth, screen meshes and mosquito nets in stainless steel, G.I, copper bronze, aluminium etc.

These products are widely used in construction industry, pharmaceuticals, chemical industries, rubber industries, automobiles industries and many more.....

Within this short span, the company emerged as one of the most trusted supplier of quality wire and wire mesh products.

Wiremesh Industries has the ability to supply all types of wire mesh from finest Micronics filter cloth to the heaviest precrimped screens.

Our infrastructural set up is our biggest strength which help us to run our business operations efficiently and effectively. We possess a state-of-the-art technology to face the global challenges. We constantly invest in the technological upgradation to remain abreast of the changing trends in technology. We have a team of highly qualified professional striving to come out with innovative concepts for the convenience of our clients. Our spacious and state of the art warehouse is the backbone of the company and have the capability to store bulk volumes of products.

Since our inception, we have been relentlessly catering to the specific requirements of the customers with impeccable quality products and services. we are an acknowledged stockist and exporter of Woven Wire Cloth and Wire Netting, Crimped Wire Mesh, Chain Link Fencing, Perforated Sheets and Expanded Metals, S.S. Wire Mesh and Hardware Mesh. We strongly believe that customer satisfaction is the key to success for any organization. Our main aim is to ensure customer satisfaction by providing superior quality products at reasonable prices. With combination of fair business principles, efficient service and solid products, we expect a successful and growth oriented future. We have strong technical support and knowledgeable staff, enabling us to provide high quality products. We abide by the principle of "Success is measured by customer satisfaction." We use meticulous quality control procedures and analysis in order to ensure our products meet the international standards. Our competitive prices, on-time delivery and quality guarantee makes us our customer's best choice.

ARCHITECTURAL MESH

Architectural wire mesh, a kind of woven metal wire mesh fabrics, is also known as multi barrette when used as decorative wire mesh.

Architectural wire mesh is mostly made of stainless steel or brass or phosphor bronze.



ASUKA

	SPECIFICATION
Material	S304, 316
Weight	5.2 kg/m2
Open Area	44.3%
Max Width	4.0m
Max Length	-
Wire Rod Diameter	1.5mm
Wire Rod Dimension	-
Wire Rod Pitch	3.0mm
Rope Diameter	0.75mm
Rope Quantity	4
Rope Pitch	26.4mm
Thickness	3.0mm



ASAKUSA

	SPECIFICATION
Material	S304, 316
Weight	6.8kg/m2
Open Area	44.0%
Max Width	4.0m
Max Length	-
Wire Rod Diameter	2.0m
Wire Rod Dimension	-
Wire Rod Pitch	4.0mm
Rope Diameter	1.0mm
Rope Quantity	4
Rope Pitch	36.0mm
Thickness	4.0mm

GASSAN

	SPECIFICATION
Material	S304, 316
Weight	5.2kg/m2
Open Area	50.6%
Max Width	4.0m
Max Length	-
Wire Rod Diameter	1.5mm
Wire Rod Dimension	-
Wire Rod Pitch	3.5mm
Rope Diameter	2.0mm
Rope Quantity	1
Rope Pitch	17.5mm
Thickness	4.5mm

IZUMO

	SPECIFICATION
Material	S304, 316
Weight	11.6kg/m2
Open Area	37.30%
Max Width	4.0m
Max Length	3.0m
Wire Rod Diameter	2.5mm
Wire Rod Dimension	-
Wire Rod Pitch	4.5mm
Rope Diameter	2.8mm
Rope Quantity	1
Rope Pitch	17.5mm
Thickness	6.8mm



KEGON

	SPECIFICATION
Material	S304, 316
Weight	11.2kg/m2
Open Area	40.0%
Max Width	3.7m
Max Length	-
Wire Rod Diameter	3.0mm
Wire Rod Dimension	-
Wire Rod Pitch	6.0mm
Rope Diameter	2.0mm
Rope Quantity	4
Rope Pitch	50.0mm
Thickness	7.0mm

KASUGA

	SPECIFICATION
Material	S304, 316
Weight	7.55kg/m2
Open Area	1.7%
Max Width	1.0m
Max Length	2.0m
Wire Rod Diameter	-
Wire Rod Dimension	t 0.7 x 8mm
Rope Diameter	-
Rope Quantity	-
Thickness	1.4mm
Strand Dimension (A XB)	9.2 x 9.2mm



KIYOMIZU

	SPECIFICATION
Material	S304, 316
Weight	14.8kg/m2
Open Area	21.0%
Max Width	3.7m
Max Length	-
Wire Rod Diameter	3.0mm
Wire Rod Dimension	-
Wire Rod Pitch	10.0mm
Rope Diameter	3.0mm
Rope Quantity	1
Rope Pitch	5.0mm
Thickness	7.5mm



KONGOU

	SPECIFICATION
Material	S304, 316
Weight	9.4kg/m2
Open Area	61.5%
Max Width	4.0m
Max Length	-
Wire Rod Diameter	4.0mm
Wire Rod Dimension	-
Wire Rod Pitch	14.5mm
Rope Diameter	2.75mm
Rope Quantity	2
Rope Pitch	40.0mm
Thickness	10.0mm



SIUN

	SPECIFICATION
Material	S304, 316
Weight	5.2kg/m2
Open Area	31.7%
Max Width	3.7m
Max Length	-
Wire Rod Diameter	1.75mm x 0.6mm
Wire Rod Dimension	-
Wire Rod Pitch	6.0mm
Rope Diameter	1.8mm
Rope Quantity	1
Rope Pitch	3.2mm
Thickness	3.0mm



OTOWA

	SPECIFICATION
Material	S304, 316
Weight	2.8kg/m2
Open Area	42.3%
Max Width	4.0m
Max Length	-
Wire Rod Diameter	1.75mm x 0.6mm
Wire Rod Dimension	-
Wire Rod Pitch	5.0mm x 5.0mm
Rope Diameter	-
Rope Quantity	-
Rope Pitch	-
Thickness	1.3mm



UJI

	SPECIFICATION
Material	S304, 316
Weight	4.7kg/m2
Open Area	37.3%
Max Width	3.63m
Max Length	-
Wire Rod Diameter	1.2mm
Wire Rod Dimension	-
Wire Rod Pitch	2.5mm
Rope Diameter	0.6mm
Rope Quantity	3
Rope Pitch	6.35mm
Thickness	2.4mm

YAMATO

	SPECIFICATION
Material	S304, 316
Weight	10.4kg/m2
Open Area	5.0%
Max Width	3.7m
Max Length	-
Wire Rod Diameter	1.5mm
Wire Rod Dimension	-
Wire Rod Pitch	1.5mm
Rope Diameter	2.0mm
Rope Quantity	1
Rope Pitch	17.5mm
Thickness	4.5mm

CABLE MESH	SPECIFICATION
Material	S304, S316
Weight	0.3-0.6kg/m2
Open Area	-
Max Width	6.0m
Max Length	-
Wire Rod Diameter	-
Wire Rod Dimension	-
Wire Rod Pitch	-
Rope Diameter	1.0-2.0mm
Rope Quantity	7 x 7
Rope Pitch	2”
Thickness	-



SPIRAL MESH	SPECIFICATION
Material	AL ALLOY
Weight	1.5kg/m2
Open Area	-
Max Width	4.0m
Max Length	-
Wire Rod Diameter	1.0-1.2mm
Wire Rod Dimension	-
Wire Rod Pitch	5.0-8.0mm
Rope Diameter	-
Rope Quantity	-
Rope Pitch	-
Thickness	-

BRASS MESH

Brass wire mesh (cloth) and phosphor bronze wire mesh (wire cloth) are frequently used as sieving and filtering materials in screening pellet, powder, porcelain clay and glass, china-ware printing, filtering liquid and gas.

Brass wire mesh and phosphor bronze wire cloth possess greater strength than copper wire mesh or bronze wire mesh. Copper wire cloth finds wide usage in traveling water screens, radio frequency interference shielding, sugar and marine applications.

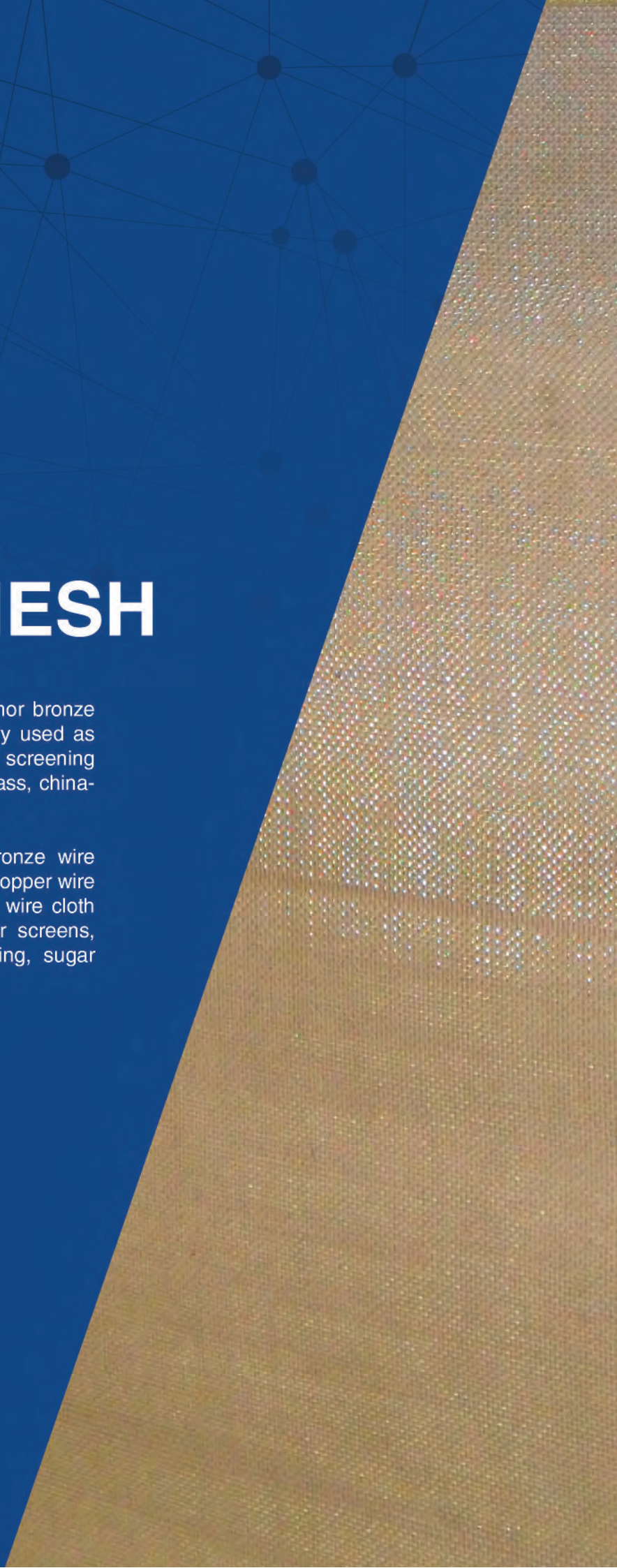

▲ Brass Mesh A



▲ Brass Mesh B

▲ Brass Mesh C



▲ Brass Mesh D



▲ Brass Mesh E

BRASS MESH SPECIFICATION

Mesh	SWG	Wire Dia (mm)	Aperture (mm)	SIZE
16	33	0.24	1.34	3FT, 4FT
20	33	0.24	1.02	3FT
30	35	0.20	0.647	3FT
40	36	0.18	0.445	3FT
50	36	0.19	0.338	3FT
60	38	0.14	0.283	1M
80	40	0.11	0.207	1M
100	42	0.1	0.154	1M
120	44	0.08	0.132	1M
150	46	0.06	0.108	1M
200	47	0.05	0.076	3FT

CONCERTINA WIRE

Material:
Galvanized blade, stainless steel blade.

Characteristic:
Compact and rational structure, high safety factor, for the protection of prison and key project etc.

Note:
Can be made according to the actual dimension of customer; the special product is manufactured according to the drawing.

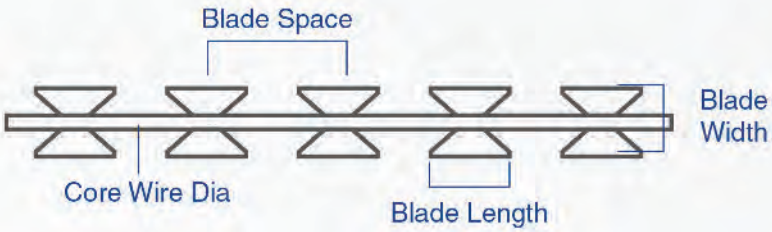

CBT-65 ▼



▲ BTO-22

BLADE STYLE

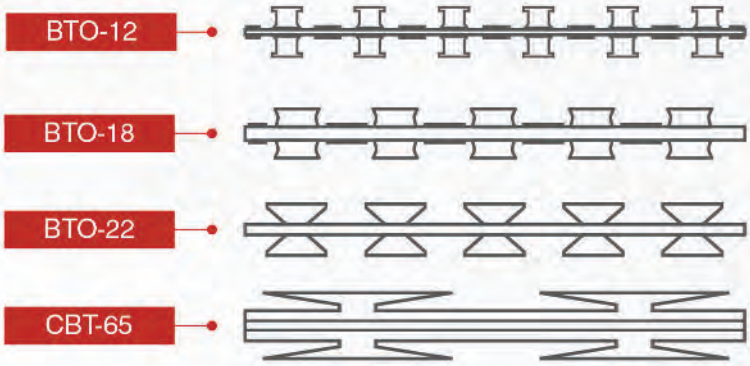

RAZOR BLADE SPECIFICATION

Reference Number	Thickness	Wire Dia	Barb Length	Barb Width	Barb Spacing
BTO-12	0.5	2.5	10	13	26±1
	±0.05	±0.1	±1	±1	
BTO-18	0.5	2.5	15	15	33±1
	±0.05	±0.1	±1	±1	
BTO-22	0.5	2.5	22	15	34±1
	±0.05	±0.1	±1	±1	
CBT-65	0.6	2.5	65	21	100±2
	±0.05	±0.1	±2	±1	

Barbed Tape Concertina (BTC);Barbed Tape Obstacle (BTO)
Standard materials are either galvanized or stainless steel.
Standard packages products are shown in the tables above, special specifications available on request.

BARBED TAPE WIRE SPECIFICATION

Outside Diameter	No. of Loops	Standard Length per Coil	Type	Notes
450mm	33	8M	CBT-65	Single coil
500mm	41	10M	CBT-65	Single coil
700mm	41	10M	CBT-65	Single coil
960mm	53	13M	CBT-65	Single coil
500mm	102	16M	BTO-10.15.22	Cross type
600mm	86	14M	BTO-10.15.22	Cross type
700mm	72	12M	BTO-10.15.22	Cross type
800mm	64	10M	BTO-10.15.22	Cross type
960mm	52	9M	BTO-10.15.22	Cross type

CONVEYOR MESH / BELT

Different types of belts available
Balanced Belts, Double Balanced belts, Gratex Belts, Duplex Belts, Compound Balanced Belts, Flat Wire Belt, Flat Flex Belt Manufactured in Spring Steel, G.I., S.S. etc. in required sizes.

Typical Applications:
In food processing, these Belts are used in washing, baking, dewatering, blanching, cooling, freezing, pasteurizing and depalletizing.

In glass & ceramics, this construction finds wide use in firing decorating, enamelling and annealing, and for curing fibre glass. In electronics, we find glass-to-metal sealing, thick-film firing and drying of printed circuit boards. In metal working, the range is from general conveying to heat-treating, quenching, calcining, annealing and related processes.

Conveyor belts are made by wire or metal strap, in different linked shapes and form a flat weave, load bearing, flexible. The size and thickness is available as per specification

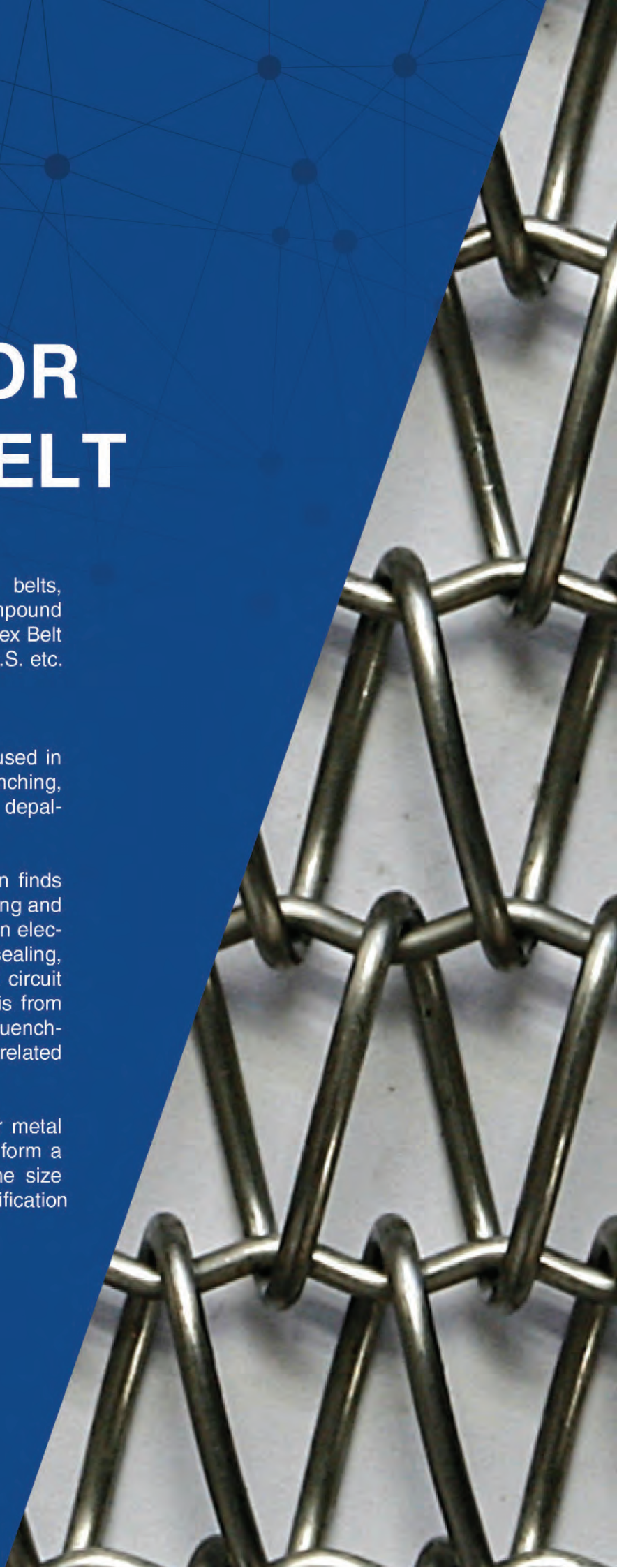

BALANCED BELT

The Left-wound and right-wound spirals are alternately arranged and jointed with the pre-crimped rods.



DESIGNATION

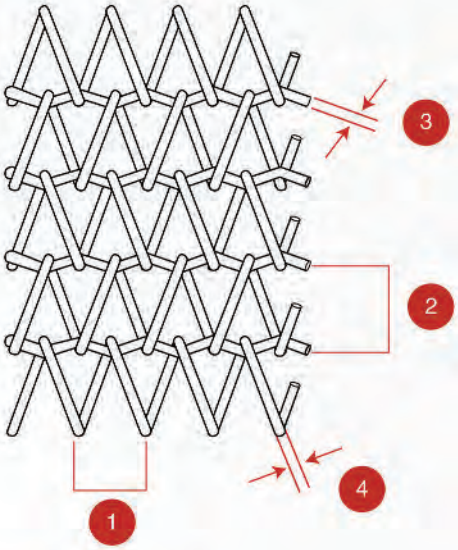

K2 - 15 - 20 - 3.0 - 2.6

1 Spiral Pitch

2 Rod Pitch

3 Rod Diameter

4 Spiral Diameter

ADVANTAGES

- Widest range of application.
- Stable construction for straight belt running.

TYPICAL SPECIFICATION (NOMINAL SIZE)

Specification	Weight(kg/m2)	Specification	Weight(kg/m2)
K2 - 6 - 9 - 2.0 - 2.0	16.1	K2 - 40 - 50 - 6.0 - 5.0	15.0
K2 - 10 - 15 - 2.0 - 1.8	7.2	K2 - 25 - 30 - 5.0 - 5.0	23.7
K2 - 6 - 9 - 1.8 - 1.8	12.6	K2 - 30 - 40 - 5.0 - 4.0	12.7
K2 - 10 - 15 - 1.8 - 1.6	5.6	K2 - 20 - 25 - 5.0 - 4.0	21.5
K2 - 7 - 10 - 1.8 - 1.6	8.7	K2 - 15 - 20 - 4.0 - 4.0	25.4
K2 - 5 - 7 - 1.6 - 1.6	12.7	K2 - 20 - 25 - 4.0 - 3.4	14.4
K2 - 8 - 12 - 1.6 - 1.4	5.5	K2 - 25 - 30 - 4.0 - 3.2	10.4
K2 - 5 - 7 - 1.4 - 1.4	9.3	K2 - 15 - 20 - 3.4 - 3.2	16.0
K2 - 9 - 13 - 1.6 - 1.2	3.9	K2 - 20 - 25 - 3.4 - 3.0	10.7
K2 - 6 - 9 - 1.4 - 1.2	5.6	K2 - 15 - 20 - 3.2 - 3.0	13.9
K2 - 4 - 6 - 1.2 - 1.2	8.5	K2 - 10 - 15 - 3.2 - 3.0	21.9
K2 - 6 - 9 - 1.2 - 1.0	3.8	K2 - 15 - 20 - 3.0 - 2.6	10.6
K2 - 4 - 6 - 1.2 - 1.0	6.2	K2 - 10 - 15 - 2.6 - 2.6	15.3
K2 - 3 - 4 - 1.0 - 1.0	8.6	K2 - 15 - 20 - 2.6 - 2.3	8.0
K2 - 4 - 6 - 1.0 - 0.9	4.7	K2 - 10 - 15 - 2.6 - 2.3	12.3
K2 - 3 - 4 - 1.0 - 0.9	7.2	K2 - 8 - 12 - 2.3 - 2.3	15.3
K2 - 4 - 5 - 1.0 - 0.8	4.3	K2 - 12 - 18 - 2.3 - 2.0	7.4
K2 - 3 - 4 - 0.9 - 0.8	5.5	K2 - 8 - 12 - 2.3 - 2.0	12.1

FLAT FLEX BELT

Usually these belts are called Chocolate Conveyor belts which are made by assembling the successively bent wires.

DESIGNATION

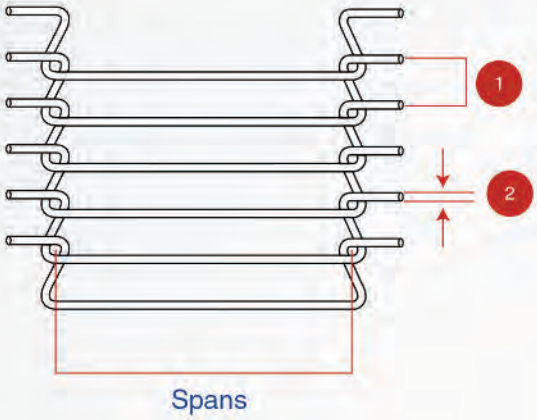

BL - 10 - 1.6 - 13 - S

1 Pitch

2 Wire Diameter

3 Number of Spans

4 Shape of Selvage

ADVANTAGES

- The sprockcet drive ensures positive and stable running.
- The rotation diameter at terminals is small, so that smooth prodcuts transfer is ensured.
- Easy washing in ensured.
- Because of large open area, high air permeability and dehydration capacity are ensured.

STANDARD SPECIFICATION (NOMINAL SIZE)

Pitch(mm)	Wire Diameter(mm)	Minimum Span(mm)	Overall Width(mm)
5	0.9	30	30-4200
8	1	30	30-4200
7	1.2	30	30-4200
7	1.4	30	30-4200
10	1.6	30	30-4200
13	1.8	40	30-4200
15	2	40	30-4200
15	2.3	50	30-4200
18	2.6	60	30-4200
20	3	100	30-4200
20	3.2	130	30-4200
20	3.5	150	30-4200
19.05	5	300	30-4200

FLAT WIRE BELT

The flat wires are arranged in the form of lattice and jointed with the straight rods.

DESIGNATION

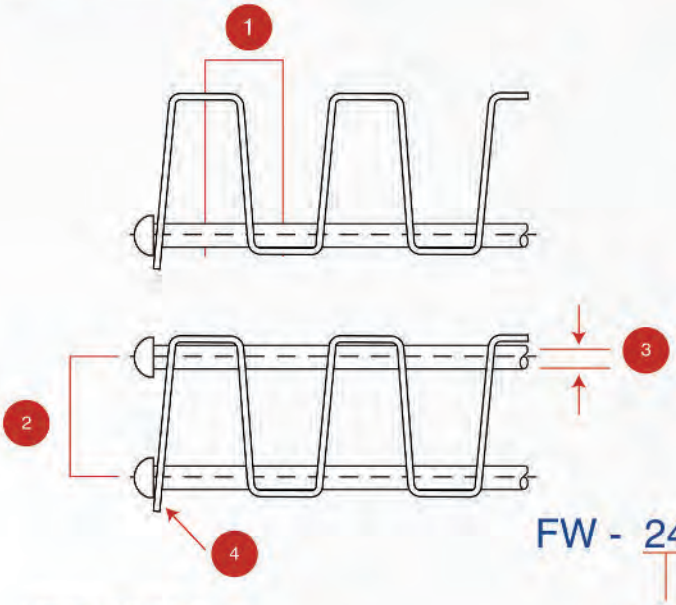

FW - 24 - 27.3 - 5.0 - (1.5 x 12.7)

1 Flat Wire Pitch

2 Rod Pitch

3 Rod Diameter

4 Size of Flat Wire

ADVANTAGES

- The Positive sprocket drive ensures stable running.
- Large open area ensures high air permeability and dehydration capacity.
- Because the belt has smooth surface, it can carry unstable products.
- The belt can easily washed.
- CFW can be used for the curved conveyor.

STANDARD SPECIFICATION (NOMINAL SIZE)

Specification	Weight(kg/m2)
FW - 24 - 27.3 - 5.0 - (1.5 x 12.7)	17.6
FW - 18 - 27.4 - 5.0 - (1.5 x 12.7)	19.7
FW - 12.7 - 25.4 - 5.0 - (1.5 x 12.7)	23.9
FW - 12.7 - 25.4 - 5.0 - (1.5 x 14.1)	26.1
FW - 25.4 - 25.4 - 5.0 - (1.2 x 14.1)	17.0
FW - 12.7 - 25.4 - 5.0 - (1.2 x 14.1)	22.0
FW - 14 - 19.05 - 4.0 - (1.2 x 12.0)	19.9
FW - 24 - 27.4 - 3.0 - (1.2 x 9.5)	9.1
FW - 16 - 27.4 - 3.0 - (1.2 x 9.5)	11.0
FW - 15 - 27 - 3.0 - (1.2 x 14.1)	16.6
FW - 14 - 13.7 - 3.0 - (1.2 x 9.5)	17.2
CFW - 24 - 27.3 - 5.0 - (1.5 x 12.7)	16.5
CFW - 18 - 27.4 - 5.0 - (1.5 x 12.7)	17.0

COPPER MESH

Copper gauge is the most effective scouring and cleaning tool for cleaning hot extrusion screws and barrels. Use if this mesh increase productive working hours for very expensive plastic extrusion machinery by allowing the cleaning process to occur immediately without having to waste time waiting for the machine to cool down. The softness of the copper elimanates the danger of scratching or damaging critical working machine surfaces. Copper gauge is also widely used in Marine filtration applications.

COPPER WIRE MESH



Category

Brass Mesh Copper Mesh Phosphor Bronze Wire Mesh.

Material

Yellow brass (copper 65%, zinc 35%), purple copper wire (copper content 99.8%), phosphorus copper wire (copper 85% -90%, 5% Sn -15%).

Uses

Widely used in industrial filtration, petroleum, chemical, printing and other industries.

Advantages

Has good electrical conductivity, heat transfer performance, non-magnetic, corrosion-resistant, low ductility, abrasion resistance.

SPECIFICATIONS

Wire Diameter	0.22mm flattened copper wire
Web Loop Width	4mm +/- 5%
Mesh Division	5mm +/- 5%
Loop Length	5mm +/- 5%
Mesh Layflat Width	4" - 5" +/-5%
Roll Weight	5kg roll
Roll Length	400ft

Mesh	SWG	Aperture (mm)	Wire diameter (mm)	Weight (Kg/m2)
6	22	3.052	0.711	1.50
8	24	2.616	0.559	1.70
10	24	1.98	0.559	1.70
12	26	1.66	0.457	1.40
14	26	1.357	0.457	1.60
16	30	1.27	0.315	0.90
18	30	1.096	0.315	1.00
20	32	0.995	0.2748	0.82
22	32	0.88	0.2748	0.90
24	33	0.803	0.354	0.80
26	34	0.741	0.2337	0.85
28	34	0.674	0.2337	0.80
30	34	0.618	0.2337	0.90
32	35	0.58	0.2314	0.80
34	35	0.533	0.2314	0.86
36	35	0.492	0.2314	0.90
38	37	0.495	0.173	0.56
40	37	0.462	0.173	0.66
42	38	0.450	0.152	0.52
44	38	0.424	0.152	0.53
46	38	0.388	0.152	0.56
48	38	0.367	0.152	0.58
50	38	0.356	0.152	0.61
60	40	0.301	0.122	0.50
70	41	0.251	0.112	0.44
80	42	0.216	0.112	0.50
90	43	0.191	0.091	0.38
100	43	0.164	0.081	0.35
120	45	0.140	0.071	0.34
140	45	0.110	0.071	0.27
150	46	0.108	0.061	0.29
160	46	0.087	0.061	0.3

CRIMP WIREMESH

Pre-Crimped wire mesh is made of wire Dia (1.5 to 6 mm). It can be used for windows, partitions, roasting of meat and flour sieving, mine screens.

In the pre-crimping process, wire is first formed (crimped) in precision machines using rotary dies that precisely define the spacing of the wires and insure that the wires will lock firmly together at the intersections. The pre-crimped wires are then assembled in custom designed screen assembly machines (looms).

When open area is important. Extra crimps between the intersections provide a more rigid weave and provide locking and tightness for light wires in relation to the large openings.

Accurate & Consistent Square & Rectangular. Opening from 3 / 8" to 4" with Wire Rods upto 20mm in Stainless Steel, PVC coated wire, G.I. & M.S. Wire etc.

Pre-crimped wire cloth has very accurate openings and is woven after crimping. It is typically preferred for vibrating screens and many other applications where sizing is critical.

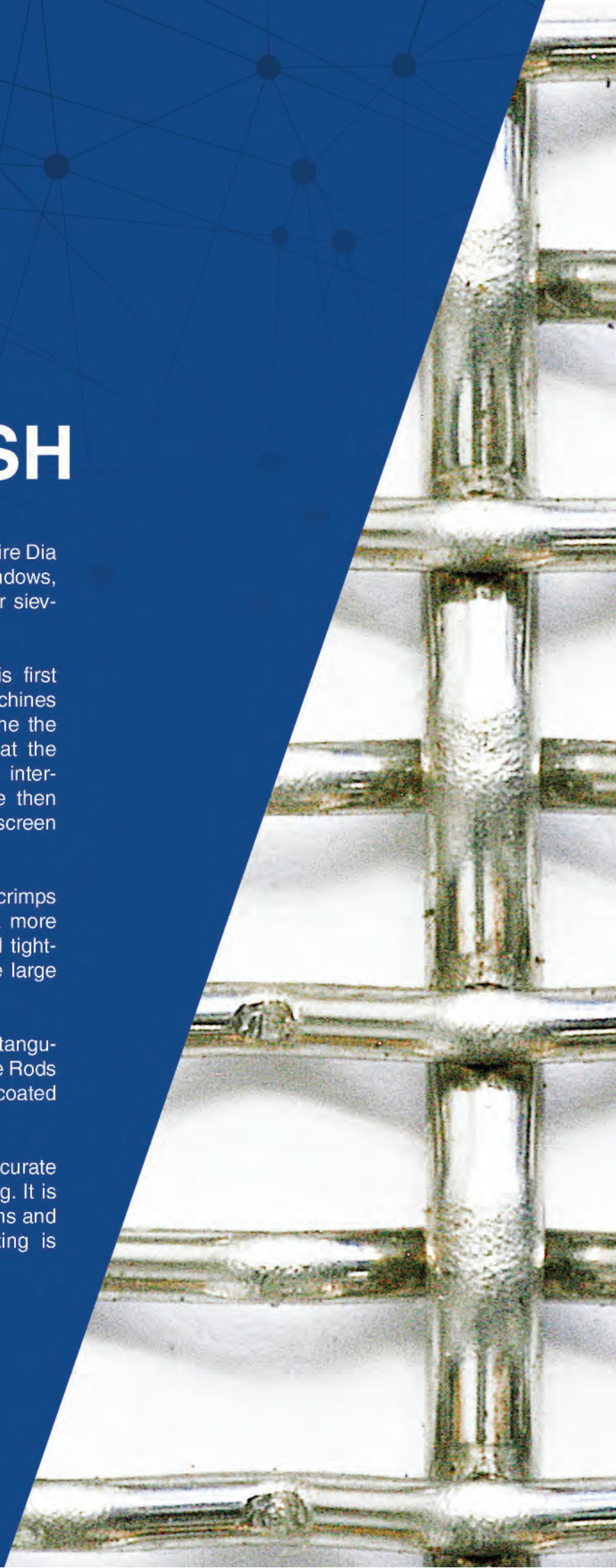

MATERIAL : GALVANISED IRON

SPECIFICATIONS

Mesh	SWG	Wire Dia (mm)	Aperture (mm)	SIZE
10.7mm	14	2	10	4FT ROLL
1"	10	3	25	4FT X 8FT
1"	10	3	25	4FT ROLL
1.5"	10	3	40	4FT ROLL
2"	6	5	50	4FT X 8FT
2"	4	6	50	4FT X 8FT
2"	8	4	50	4FT X 8FT
1/2"	10	3	12.7	4FT X 8FT
1/2"	10	3	12.7	4FT ROLL
1/2"	14	2	12.7	4FT ROLL
3/4"	10	3	20	4FT ROLL
3/4"	14	2	20	4FT ROLL
5/8"	14	2	15	4FT ROLL

MATERIAL : STAINLESS STEEL

SPECIFICATIONS

Mesh	SWG	Wire Dia (mm)	Aperture (mm)	SIZE
9mm	10	3	9	4FT ROLL
10mm	14	2	10	4FT ROLL
10.7mm	14	2	10	4FT ROLL
1"	10	3	25	4FT X 8FT
1"	10	3	25	4FT ROLL
1.5"	10	3	40	4FT X 8FT
2"	6	5	50	4FT X 8FT
1/2"	10	3	12.7	4FT X 8FT
1/2"	10	3	12.7	4FT ROLL
1/2"	14	2	12.7	4FT ROLL
1/2"	16	1.5	12.7	4FT ROLL
1/2"	16	1.5	12.7	30" ROLL
3/4"	10	3	20	4FT X 8FT
3/4"	10	3	20	4FT ROLL
3/4"	14	2	20	4FT ROLL
5/8"	14	2	15	4FT ROLL

2.5 Wave Crimp 12.5mm ▼
Opening X 1.5mm Dia



▲ 2.5 Wave Crimp 12.5mm
Opening X 2.0mm Dia

3.5 Wave Crimp 12.5mm ▼
Opening X 1.5mm Dia



▲ 2.5wave Crimp 12.7mm
Opening X 3mm Dia

Rectangular Crimp Mesh ▼



▲ Flat Top Crimp (Top View)

EXPANDED METAL

Expanded Metal is made from sheets of solid metals that all are slit and stretched with each stroke of the upper die, forming a raised diamond pattern.

This pattern is called regular or standard. This pattern varies by the gauge and type of material and the size of the diamond.The sheets can also be flattened by rollers for an optional style by pasing them through a cold, roll reducing mill.

Expanded metal also can be manufactured in heavy gauges for applications such as walkways, ramps, and catwalks of all types. Frequently, the heavier gratings and catwalks are used in industrial plants for flooring.

Due to the flexibility in materials and the sizes that it can be manufactured, expanded metal has a large application in filtration purposes. Thicker sizes with apertures above ½" also has certain general purpose applications like partitioning and covering for security.

Manufactured in Mild Steel (M.S.), Galvanised Iron (G.I.), Stainless Steel 304, 316 (S.S.) Aluminum (AL.) from 0.5 mm opening to 50 mm opening in all possible thickness.

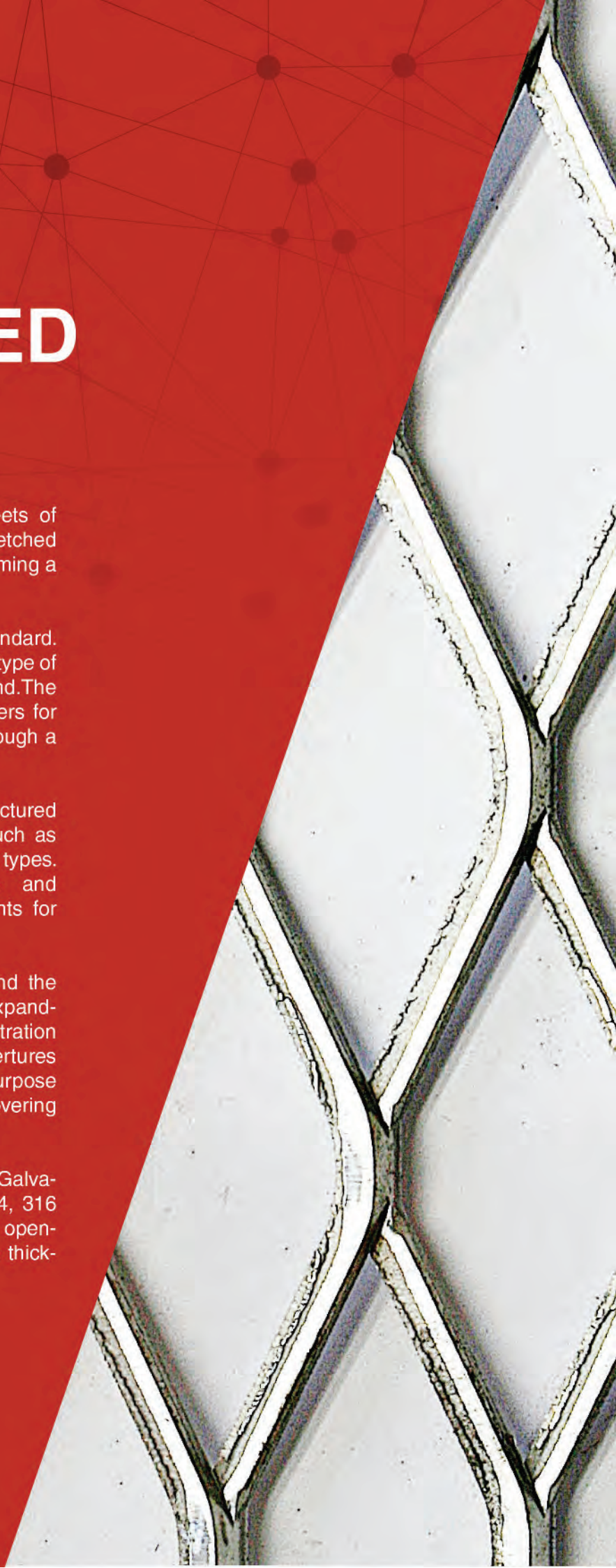

FINE MESHES

Mesh Reference	Material Type	Mesh Opening SWD (mm)	Mesh Opening LWD (mm)	Thickness (mm)	Strand (mm)	Weight + 10% (kg/m2)
WI0715	Steel/GI	10	21	0.7	1.5	0.7
WI1015	Steel	9	29	1.0	1.5	2.69
WI1515	Steel/GI	9	29	1.5	1.5	4.03
WI1518	Steel	6	12	1.5	1.8	7.05
WI1020	Steel	16	38	1.0	2.0	2.00
WI1520	Steel	17	38	1.5	2.0	3.15
WI1520T	Steel	17	32	1.5	2.0	3.02
WI1528	Steel	22	57	1.5	2.8	3.06
WI2015	Steel	9	29	2.0	1.5	5.50
WI2015T	Steel	13	30	2.0	1.5	5.50
WI2028	Steel	22	57	2.0	2.8	3.90
WI2020	Steel	32	38	2.0	2.0	2.00
WI2030	Steel	35	76	2.0	3.0	2.65

▲ WI-1520T

▲ J-3030

MEDIUM MESHES

Mesh Reference	Material Type	Mesh Opening SWD (mm)	Mesh Opening LWD (mm)	Thickness (mm)	Strand (mm)	Weight + 10% (kg/m2)
WI3040	Steel	22	50	3.0	4	9.00
WI3035	Steel	22	57	3.0	3.5	7.30
WI3035T	Steel	25	61	3.0	3.5	7.53
WI3045	Steel	35	76	3.0	4.5	6.60
WI3060	Steel	42	115	3.0	6.0	8.00
WI3030	Steel	22	57	3.0	3.0	2.83
WI3050	Steel	25	57	3.0	5.0	4.71
WI5050	Steel	35	76	5.0	5.0	7.05
WI3075	Steel	75	200	3.0	7.5	5.20
WI45060	Steel	35	76	4.5	6.0	12.43
WI4560	Steel	42	114	4.5	6.0	10.41

▲ WI-3035T

WALKWAY MESHES

Mesh Reference	Material Type	Mesh Opening SWD (mm)	Mesh Opening LWD (mm)	Thickness (mm)	Strand (mm)	Weight + 10% (kg/m2)
WI4560T	Steel	34	135	4.5	6.0	10.90
WI45600	Steel	25	61	4.5	6.0	17.90
WI50075	Steel	27	76	5.0	7.5	23.50
WI50105	Steel	30	75	5.0	10.5	27.50
WI30080	Steel	30	75	3.0	8.0	12.55
WI50080	Steel	42	135	5.0	8.0	14.95
WI50110	Steel	45	135	5.0	11.0	19.50
WI6070T	Steel	34	135	6.0	7.0	19.40



▲ WI-3032

BALUSTRADE MESHES

Mesh Reference	Material Type	Mesh Opening SWD (mm)	Mesh Opening LWD (mm)	Thickness (mm)	Strand (mm)	Weight + 10% (kg/m2)
WI3032	Steel	25	40/81	3.0	3.2	6.05
WI3032A	Aluminium	25	40/81	3.0	3.2	2.09
WI3033	Steel	30	50/110	3.0	3.3	5.90

▲ WI-50075

LOUVRE MESHES

Mesh Reference	Material Type	Mesh Opening SWD (mm)	Mesh Opening LWD (mm)	Thickness (mm)	Strand (mm)	Weight + 10% (kg/m2)
J3030	Steel	12.5	75	3.0	3.0	12.00
WI1063	Steel	16	76	1.0	6.3	7.49
WI1563	Steel	16	76	1.5	6.3	10.40

▲ WI-30080

WALKWAY MESH : LOAD /SPAN TABLE

Mesh Reference	Type Of Loads	Simple Span (mm)			Double Span (mm)			Triple Span (mm)		
		600	900	1200	300	450	600	200	300	400
WI4560T	Uniform Load (KN/m2)	4.90	2.25	1.22	20.00	9.00	5.21	43.85	21.40	12.14
	Point Load (KN/M2)	1.10	0.74	0.54	2.50	1.68	1.27	4.00	2.68	2.04
WI50075	Uniform Load (KN/m2)	5.80	2.50	1.50	23.80	10.70	6.10	51.00	25.40	14.60
	Point Load (KN/M2)	1.30	0.85	0.64	2.95	1.97	1.50	4.55	3.18	2.42
WI50105	Uniform Load (KN/m2)	8.20	3.65	2.02	33.80	15.30	8.66	70.00	36.10	20.50
	Point Load (KN/M2)	1.80	1.22	0.92	4.20	2.80	2.12	6.40	4.56	3.45
WI30080	Uniform Load (KN/m2)				7.25	2.61	1.82	19.13	8.50	4.78
	Point Load (KN/M2)				1.32	0.53	0.44	1.43	0.96	0.72
WI50080	Uniform Load (KN/m2)	4.90	2.25	1.22	20.00	9.00	5.21	43.85	21.40	12.14
	Point Load (KN/M2)	1.10	0.74	0.54	2.50	1.68	1.27	4.00	2.68	2.04
WI50110	Uniform Load (KN/m2)	6.43	2.90	1.73	26.73	11.93	6.83	56.00	28.75	16.12
	Point Load (KN/M2)	1.44	0.96	0.72	3.30	2.22	1.68	5.06	3.56	2.70
WI6070T	Uniform Load (KN/m2)	6.43	2.90	1.73	26.37	11.93	6.83	56.00	28.75	16.12
	Point Load (KN/M2)	1.44	0.96	0.72	3.30	2.22	1.68	5.06	3.56	2.70

GABION

We design and supply gabion boxes made of heavy hexagonal wire nettings.

Gabions sizes:
2m x 1m x 1m, 3m x 1m x 1m, 4m x 1m x 1m, 2m x 1m x 0.5m, 4m x 1m x 0.5m. Custom orders available.

Longtong can be hot-dipped galvanized, galvanized aluminum alloy or PVC coated, etc.

Gabion Box A ▲

Gabion Box B ▲

Gabion Box C ▲

Gabion Box D ▲

HEXAGONAL WIRE NETTING GABIONS

Opening (mm)	Wire Diameter (Metal Wire) (mm)	Wire Diameter (PVC Coated)/ Inner/Outside (mm)	Strands
60X80	2.0-2.8	2.0/3.0-2.5/3.5	3
80X100	2.0-3.2	2.0/3.0-2.8/3.8	3
80X120	2.0-3.2	2.0/3.0-2.8/3.8	3
100X120	2.0-3.4	2.0/3.0-2.8/3.8	3
100X150	2.0-3.4	2.0/3.0-2.8/3.8	3
120X150	2.0-4.0	2.0/3.0-3.0/4.0	3

HEXAGONAL MESH

Wire material:
Low carbon steel wire, galvanized iron wire, stainless steel wire, PVC coated wire.

Characteristic:
Steady construction, smooth surface, good corrosion resistance and oxidation resistance.

ASSORTMENTS AVAILABLE:

- Hexagonal wire mesh
- Electro Galvanized before Weaving
- Electro Galvanized After Weaving
- Hot Dipped Galvanized before Weaving
- Hot Dipped Galvanized after Weaving
- PVC Coated Before or After Weaving
- Stainless Steel 304, 316



▲ PVC HEXAGONAL MESH

STAINLESS STEEL HEXAGONAL MESH

SPECIFICATIONS

Mesh	SWG	Wire Dia (mm)	Aperture (mm)	SIZE
1/2"	24	0.55	12	3FT X 100FT
1"	22	0.7	25	3FT X 100FT

▲ GI HEXAGONAL MESH 1"

GALVANIZED HEXAGONAL MESH

SPECIFICATIONS

Mesh	SWG	Wire Dia (mm)	Aperture (mm)	SIZE
1/2"	24	0.5	12	3FT X 100FT

GALVANIZED PVC COATED GREEN HEXAGONAL MESH

SPECIFICATIONS

Mesh	SWG	Wire Dia (mm)	Aperture (mm)	SIZE
1"	19	1	25	3FT X 100FT

▲ GI HEXAGONAL MESH 1/2"

GALVANIZED PVC COATED MESH

SPECIFICATIONS

Mesh	SWG	Wire Dia (mm)	Aperture (mm)	SIZE
1"	12	2mm coated to 2.6mm	25	4FT
1"	19	1	25	3FT

INSECT SCREEN

Material :
Low carbon steel wire, stainless steel wire, Al-Mg Alloy wire, Galvanized iron wire, PVC coated wire, Fiber glass wire.

Weaving craft : Plain weave, twist weave

Characteristics : Light, with fine toughness, corrosivity resistance, good ventilation, and easy to clean.

Application:
Use for industrial purposes, window doors and poultry's guards, sieves, filters and other purposes.

Packing:
Inside waterproof paper outside knitting strips or plastic or hessian bag.

We can produce all kinds of window screening according to customer's requirements.

Insect Screen A ▲

Insect Screen B ▲

Insect Screen C ▲

Insect Screen D ▲

INSECT SCREEN

SPECIFICATIONS

Mesh	SWG	Wire Dia (mm)	Aperture (mm)	SIZE	Material
16X18	33	0.24	1.35X1.17	3FT, 4FT	ALUMINIUM
16X18	33	0.24	1.35X1.17	4FT, 5FT	FIBREGLASS
16X16	33	0.24	1.35X1.35	3FT, 4FT	BRASS
16X16	33	0.24	1.35X1.35	3FT, 4FT	STAINLESS STEEL

KNITTED MESH

Knitted wire mesh is a metal wire or plastic strand knitted into a mesh structure in very much the same way as stockings or sweaters. Knitting produces mesh of interlocking loops. These loops can move relative to each other in the same plane without distorting the mesh, giving knitted mesh a two-way stretch.

The loop structure gives knitted wire fabric greater in plane springiness or two-dimensional flexibility compared to woven mesh or fabrics. Knitted mesh can be crimped or compressed to alter characteristics for specific applications.

Stainless steel knitted wire mesh offers excellent property such as corrosion resistance, alkali and acid resistance, long service life, rust resistance and heat resistance. As a result of these features, it finds popular uses in auto parts and other engineering applications.

Common Knit Materials

- Stainless Steel (300 and 400 series)
- Plain Steel

Flat Knitted ▲

Flattened Wire Knitted ▲



Multiple Wire Knitted ▲



Single Wire Crimped ▲



Twill Crimped ▲

V Crimp ▲

PERFORATED SHEET

A wide range of perforated metal sheets punched in mild steel, galvanised, aluminium, stainless steel and special alloys. Standard specifications can be supplied as per your requirement and dispatched within 3-4 days. Stainless Steel perforated metals are used extensively in the engineering, food processing, building, agricultural and petrochemical industries and many others.

Perforated materials are used in a number of different applications for a variety of reasons. Used mostly as screens, filters, shields, and guards, perforated materials can control the passage of air, liquid, light, solids, heat, electromagnetic waves, and sound waves.

With these abilities, perforated materials has applications such as clothes washer and dryer drums, speaker covers, automotive grills and exhaust components, airplane engine silencers, grain dryers, microwave ovens and computer cabinets. Other applications are aesthetics in architectural and design applications such as facades and fixtures.

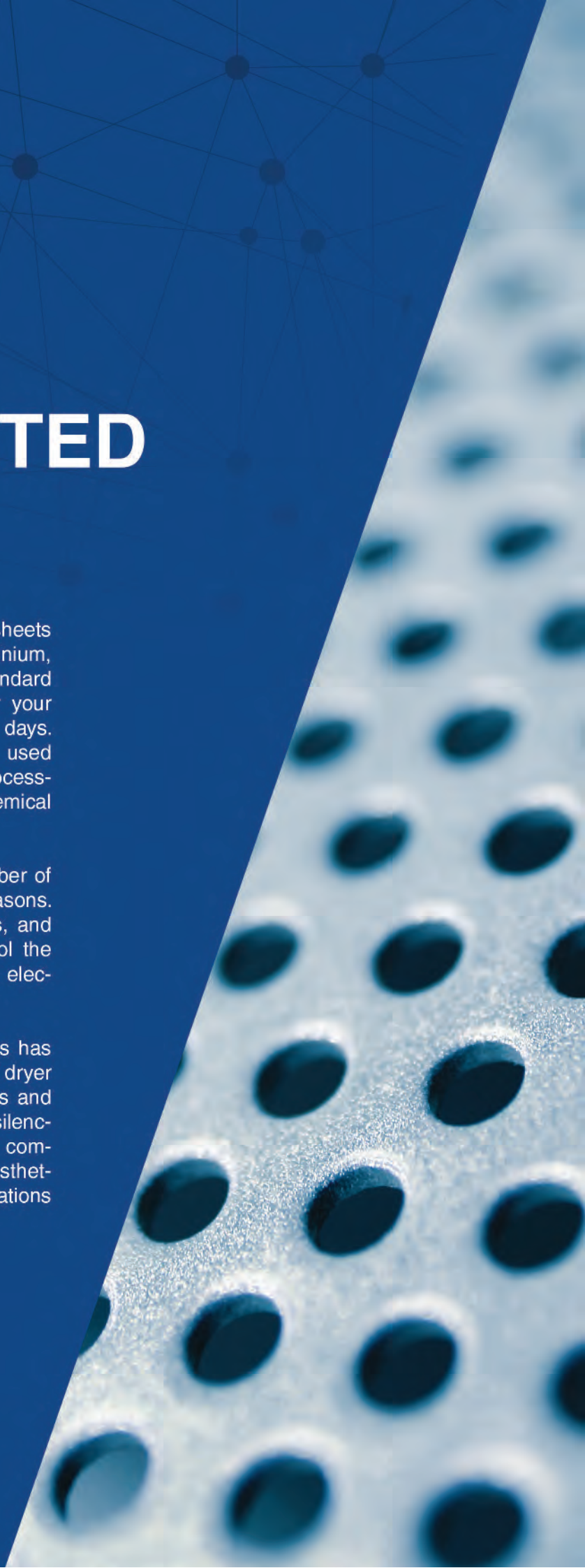

PERFORATED SHEET

SPECIFICATIONS

Thickness (mm)	Hole (mm)	Pitch (mm)	Aperture (%)	Material
0.4	0.5	1	22.67	SS
0.5	3	5	32.65	GI
0.7	0.8	2	14.51	SS
0.7	3	5	32.65	GI,SS
0.9	3	5	32.65	SS
1.0	1	2	22.67	GI,SS
1.0	1.5	3	22.67	SS
1.0	2	3.5	29.61	GI,SS
1.0	3	5	32.65	GI,SS
1.0	5	8	35.43	GI,SS
1.0	6	9	40.31	GI,SS
1.0	8	12	40.31	GI,SS
1.0	10	15	40.31	GI,SS
1.2	3	5	32.65	GI,SS
1.2	5	8	35.43	GI,SS
1.2	6	9	40.31	GI,SS
1.2	8	12	40.31	GI,SS
1.5	2	3.5	29.61	GI,SS
1.5	3	5	32.65	GI,SS
1.5	5	8	35.43	GI,SS
1.5	8	12	40.31	GI,SS
1.5	10	15	40.31	GI,SS
2.0	2	4	22,67	GI,SS
2.0	3	5	32.65	GI,SS
2.0	5	8	35.43	GI,SS
2.0	6	9	40.31	GI,SS
2.0	8	12	40.31	GI,SS
2.0	10	15	40.31	GI,SS
2.0	13	18	47.31	GI
3.0	3	5	32.65	GI,SS
3.0	5	8	35.43	GI,SS
3.0	6	9	40.31	GI,SS
3.0	8	12	40.31	GI,SS
3.0	10	15	40.31	GI,SS

SS - Stainless Steel
GI - Galavanised







POLYETHYLENE MESH

Material: polyethylene, polypropylene.

Knitting and features: the thermal spraying, cold-processed form; of wear and corrosion resistance, toughness, and other major features of alternative tinsel; colors are black, white, orchids, green, yellow, red, and so on.

Purpose: mainly used for oil and chemical industry, aquaculture, and so on, to produce another vehicle back,air-conditioning use nets, fire-retardant network, such as network subgrad.

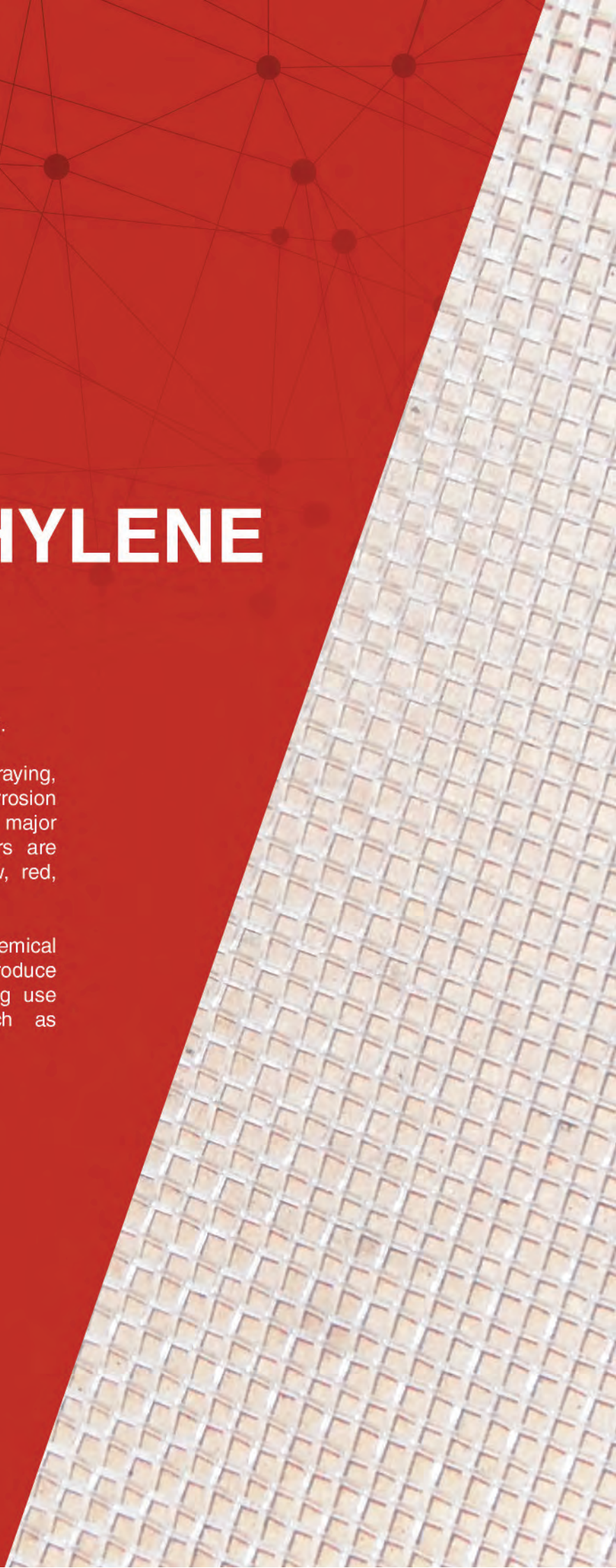

STANDARD POLYETHYLENE MESH SPECIFICATIONS

Mesh No	Density Per Inch	Tread Microns	Diameter Denier	Opening Microns	Thickness Micron
14	12X12	546	2000	1570	1000
18	16X16	346	800	1241	680
24	20X20	346	800	924	655
30	25X23	299	600	761	610
40	34X32	244	400	526	500
50	38X36	244	400	442	525
60	50X47	173	200	335	360
70	56X54	150	150	252	300
80	68X61	122	100	272	250
100	83X64	122	100	227	255
120	95X76	122	100	177	260
150	120X102	86	50	150	175
180	144X100	86	50	129	190
200	156 x 100	86	50	118	190

PE 14 ▼



▲ PE 24

PE 40 ▼

▲ Polyethylene Mesh

COMPARISON OF PHYSICAL PROPERTIES

	Polyethylene	Polypropylene	Nylon	Polyester	PVC
SPECIFIC GRAVITY	0.94-0.96	0.91	1.14	1.38	1.39
MOISTURE %	0	0	4.5	0.4	0
TENSILE STRENGTH g/d	5.0-9.0	4.5-7.5	4.8-6.4	4.3-5.5	2.7-3.7
LOSS OF STRENGTH WHEN WET (%)	0	0	8.16	0	0
STRETCH COEFFICIENT %	8-35	25-60	28-42	20-32	20-25
SOFTENING POINT	100-115C	140-160C	180C	238-240C	70C
MELTING POINT	125-135C	165-173C	215-220C	255-260C	200-215C
WEATHERABILITY	little effected by exposure	little effected by exposure	turns yellow when deteriorated	little effected by exposure	little effected by exposure
CHEMICAL RESISTIVITY	highly resistant to acid, alkaline	little effected by undiluted acids, alkaline	deteriorated in HCL, H2S04 and oxalic acids, but little effected by alkaline	melts in undiluted H2SO4 acid and deteriorates in strong alkaline	resists acid and alkaline
MOULDS, MILDEWS	uneffected	uneffected	uneffected	uneffected	uneffected
BURNING CHARACTERISTICS	burns like candle	embers turn transparent	embers when cold turn hard glass balls	emits soot and odour when burning	shrinks and emits bad odour when burning

STAINLESS STEEL NAILS

Nail Wire : We produce various nails for constructions and decoration. For detail information, please contact us.

Variety : Sizes of Construction nails: 1”, 2.5”, 4” and other sizes. We can supply wave type nails, shoot nails, pneumatic nails and other nails for decoration.

STAINLESS STEEL 304 NAIL

SPECIFICATIONS

Size	Length (mm)	Dia (SWG)	Type	Quantity Per Kg (pc)
3/4"	19	17	SMOOTH	3300
1"	25	16	SMOOTH	2170
1.25"	32	15	SMOOTH	1320
1.5"	38	14	SMOOTH	870
2"	50	12	SMOOTH	400
2.5"	65	11	SMOOTH	250
3"	75	10	SMOOTH	175
4"	100	8	SMOOTH	87
1.5" P	38	14	PALLET	870
2" P	50	12	PALLET	400
2.5" P	65	11	PALLET	250
3" P	75	10	PALLET	175
4" P	100	8	PALLET	87

STAINLESS STEEL WIRE

Material : 202 302 304 321 304L 304ti 316 316L 316ti 310s(2520) 2080 317 410 430 etc.

Uses : It is widely used in chemical industry, paper-making, mechanic industry & woven netting etc. They can also be used to make filters. Stainless Steel Wires used for the cold heading quality are fit for fasteners such as nut bolt, nut & threaded rod, self tapping screw, etc. They are widely used in household electric in appliance & mechanic-electronic industry etc.

Wire ▲

Wire SS304 ▲

STAINLESS STEEL

SPECIFICATIONS

AISI Type No	VDEh (DIN)	JIS	Chemical Composition (%)					Chemical Composition (%) (AISI)				Applications
			C Max.	Si Max.	Mn Max.	P Max.	S Max.	Cr	Ni	Mo	Other Elements	
201		SUS201	0.15	1.00	5.50 ~7.50	0.060	0.030	16.00 ~18.00	3.50 ~5.5		N Max. 0.25	Building & Car Construction
202		SUS202	0.15	1.00	7.50 ~10.0	0.060	0.030	17.00 ~19.00	4.00 ~6.00		N Max. 0.25	
301	1,4310	SUS301	0.15	1.00	2.00	0.045	0.030	16.00 ~18.00	6.00 ~8.00			Building, Food Industry, refrigerator, Chemical Industry & Others
302	1,4300	SUS302	0.15	1.00	2.00	0.045	0.030	17.00 ~19.00	8.00 ~10.00			
303B			0.15	2.00 ~3.00	2.00	0.045	0.030	18.00 ~20.00	8.00 ~10.00			Heat Resisting Parts Up To 926%C
303	1,4306	SUS303	0.15	1.00	2.00	0.20	>0.15 =	17.00 ~19.00	8.00 ~10.00	Max. 0.60		Bolts & Nuts
304	1,4301	SUS304	0.08	1.00	2.00	0.040	0.030	18.00 ~20.00	8.00 ~10.50			Building, Food Industry, refrigerator, Chemical Industry & Others
304L	1,4306	SUS304L	0.030	1.00	2.00	0.040	0.030	18.00 ~20.00	8.00 ~12.00			
305	1,4303	SUS305	0.12	1.00	2.00	0.040	0.030	17.00 ~19.00	10.50 ~13.00			Utensils & Vessels. For Spinning Deep-drawing & Cold-heating
309		SUH309	0.20	1.00	2.00	0.040	0.030	22.00 ~24.00	12.00 ~15.00			Fittings For Boiler Up To 1,000%C Temp
309S		SUS309S	0.08	1.00	2.00	0.040	0.030	22.00 ~24.00	12.00 ~15.00			Oil Refinery Equipment
310	1,4848 1,4845	SUH310	0.25	1.50	2.00	0.040	0.030	24.00 ~26.00	19.00 ~22.00			Heating Furnace
310S	1,4845	SUS310S	0.08	1.50	2.00	0.040	0.030	24.00 ~26.00	19.00 ~22.00			Oil Refinery Equipment
314	1,4841		0.25	1.50 ~3.00	2.00	0.040	0.030	23.00 ~26.00	19.00 ~22.00			Heating Furnace
316	1,4436 1,4401	SUS316	0.08	1.00	2.00	0.040	0.030	16.00 ~18.00	10.00 ~14.00	2.00 ~3.00		Pulp, Textile, Fertilizer & Other Chemical Industries Where Sulphurous, Sulfuric Or Phosphoric Acid Is Used
316L	1,4404 1,4436	SUS316L	0.030	1.00	2.00	0.040	0.030	16.00 ~18.00	10.00 ~14.00	2.00 ~3.00		
317		SUS317	0.08	1.00	2.00	0.040	0.030	18.00 ~20.00	11.00 ~15.00	3.00 ~4.00		
321	1,4541	SUS321	0.08	1.00	2.00	0.040	0.030	17.00 ~19.00	9.00 ~12.00		Ti Min. 5 x C	Welded Structures, Heat Resistance Chemical Industry
347	1,4550	SUS347	0.08	1.00	1.00	0.040	0.030	17.00 ~19.00	9.00 ~12.00		Nb+Ta Min. 10 x C	
403	1,4000 1,4024 1,4006	SUS403	0.15	0.50	1.00	0.040	0.030	11.50 ~13.00				Utensils Or Vessels for Deep-drawing, Pipes & Tubes
405	1,4002	SUS405	0.08	1.00	1.00	0.040	0.030	11.50 ~14.50			A10. 10. ~0.30	Oil Refinery Equipment Subject To Welding
410	1,4000 1,4024 1,4006	SUS410	0.15	0.50	1.00	0.040	0.030	11.50 ~13.00				Utensils Or Vessels for Deep-drawing, Pipes & Tubes
420	1,4021 1,4034	SUS420	0.15 OVER	1.00	1.00	0.040	0.030	12.00 ~14.00				WaterTubine Parts, Strength & Anti-abrasion Member Of Structures.
430	1,4016	SUS430	0.12	1.00	1.00	0.040	0.030	16.00 ~18.00				Parts For Elevators, Cars, Skins & Utensil Sheet
431	1,4057	SUS431	0.20	1.00	1.00	0.040	0.030	15.00 ~17.00	1.25 ~2.50			Jordon, Beater Edged Tool High Tensil Sheet
440A		SUS440A	0.60 ~0.75	1.00	1.00	0.040	0.030	16.00 ~18.00		Max. 0.75		
440B		SUS440B	0.75 ~0.95	1.00	1.00	0.040	0.030	16.00 ~18.00		Max. 0.75		Cultery, Material For High Strength Construction
440C		SUS440C	0.95 ~1.20	1.00	1.00	0.040	0.030	16.00 ~18.00		Max. 0.75		
446		SUS446	0.20	1.00	1.50	0.040	0.030	23.00 ~27.00			N Max. 0.25	Scales Resisting Uses Up To 1,100%C
501			0.1 OVER	1.00	1.00	0.040	0.030	4.00 ~6.00		0.40 ~0.65		Heating Resisting Parts
502			0.10	1.00	1.00	0.040	0.030	4.00 ~6.00		0.40 ~0.65		

WELDED WIREMESH

Wire material: low carbon steel wire, galvanized iron wire, stainless steel wire.

Types: Including galvanized welded wire mesh (electro galvanized welded wire mesh, hot-dip galvanized welded wire mesh),welded stainless steel wire mesh and PVC coated welded wire mesh.

According to different process: electro-galvanized welded wire mesh can be classified to electro-galvanized before welded and electro galvanized after welded.hot-dip galvanized welded wire mesh can be classified to hot-dip galvanized before welded, hot-dip galvanized after welded.

Characteristic: steady construction, good corrosion resistance and oxidation resistance, etc.

Application: Welded Iron Wire Mesh serves as guards in buildings and factories, as animal enclosure and Iron wire mesh fences in agriculture; welded Iron wire mesh also serves in horticulture industry as guards for trees and plants.

GALVANIZED WELDED MESH

SPECIFICATIONS

Mesh	SWG	Wire Dia (mm)	Aperture (mm)	SIZE
3	20	0.8	10.0	1M
4	22	0.7	5.5	4FT
1"	10	3.0	25.0	4FT X 8FT
1"	10	3.0	25.0	4FT
1"	14	2.0	25.0	4FT
1"	16	1.6	25.0	4FT
1.5"	10	3.0	40.0	4FT
1/2"	17	1.45	11.2	3FT, 4FT
1/2"	18	1.1	11.2	3FT
1/2"	19	1.0	11.2	3FT, 4FT
1/2"	20	0.9	11.2	3FT
2"	4	6.0	50.0	4FT X 8FT
2"	8	4.0	50.0	4FT X 8FT
2"	8	4.0	50.0	4FT
2"	10	3.0	50.0	4FT X 8FT
2"	10	3.0	50.0	4FT, 5FT
2"	14	2.0	50.0	4FT
2" X 1"	10	3.0	50 X 25	4FT X 8FT
2" X 1"	10	3.0	50 X 25	4FT
3/4"	14	2.00	19.0	4FT
5/8"	18	1.20	15.0	1M

S304 Weld 50mm x 3mm ▼

▲ S304 Weld 50.8mm x 25.4mm

S304 Weld 25.4mm x 3mm ▼

▲ S304 Weld 12.5mm x 50.8mm

STAINLESS STEEL WELDED MESH

SPECIFICATIONS

Mesh	SWG	Wire Dia (mm)	Aperture (mm)	SIZE
3	18	1.2	9.5	4FT X 100FT
3	18	1.2	10.0	4FT X 100FT
3	19	1.0	10.0	1M X 30M
4	19	1.0	5.5	4FT X 100FT
4	20	0.8	5.5	3FT, 4FT X 100FT
4	22	0.7	5.5	3FT, 4FT X 100FT
1"	10	3.0	25.0	4FT X 8FT
1"	14	2.0	25.0	3FT X 100FT
1"	16	1.50	25.0	3FT, 4FT X 100FT
1"	18	1.20	25.0	4FT X 100FT
1"	19	1.00	25.0	4FT X 100FT
1.5"	10	3.0	40.0	4FT X 100FT
1.5"	14	2.0	40.0	4FT X 100FT
1/2"	14	2.0	10.7	4FT X 100FT
1/2"	16	1.50	11.2	3FT X 100FT
1/2"	18	1.15	11.2	3FT X 100FT
1/2"	19	1.0	11.2	1M X 30M
1/2"	20	0.9	11.2	1M X 30M
1/2" X 1"	16	1.50	11.2 X 25	3FT, 4FT X 100FT
2"	6	5.00	50.0	4FT X 8FT
2"	10	3.0	50.0	4FT X 8FT
2"	10	3.0	50.0	4FT X 100FT
2"	14	2.0	50.0	4FT X 100FT
2" X 1"	14	2.0	50 X 25	4FT X 100FT
2" X 1"	10	3.0	50 X 25	4FT X 100FT
3/4"	14	2.00	20.0	4FT X 100FT
3/4"	16	1.50	20.0	1M, 4FT X 100FT
5/8"	16	1.50	15.0	1M, 4FT X 100FT
3"	16	1.50	75.0	4FT X 100FT

S304 Weld 12.7mm x 1.5mm ▼



▲ Welded SQ Mesh

WOVEN MESH

What is Wire Cloth?

This is a general term for a woven material made from a metallic wire. Traditional wire cloth (Wire Mesh, Wire Screen, Woven mesh) is made in rolls on a loom. It consists of a warp and shute wire and the openings can be made in many geometric shapes and sizes. The wire is generally crimped during the weaving process and the openings are controlled during the weaving process.

PLAIN WEAVE WIRE CLOTH

The most commonly used and simplest wire cloth weave. Each shute wire in woven alternately over and under the warp wires through the cloth at 90 degree angles. This is a very common weave that can be produced quickly and economically. It has a wide range of applications.

TWILLED WEAVE WIRE CLOTH

Is woven by passing each shute wire alternately over and under two warp wires. This type of weave is commercially woven in items ranging from 150-635 mesh, however it is also available in course and mid range mesh combinations.

DUTCH WEAVE WIRE CLOTH

Is a woven with a larger wire diameter in the warp direction and a relatively smaller wire in the shute direction. This weave has great strength and is available in wide range of micron ranges. It is primarily used to filter a wide range of liquid and slurry products.

TWILLED DUTCH WEAVE WIRE CLOTH

Is a woven product that is capable of very fine filtration. Shute wires are passed alternately over and under two warp wires forming a fine mesh. It has a wide range of filtration application for gas and liquid application.

REVERSE DUTCH WEAVE WIRE CLOTH

Is a very strong woven product. This mesh is ideal for making filter belts, and applications where fine filtration and great strength are required. This mesh is also made in reverse twill dutch and sometimes referred to as PZ and KPZ Mesh.

FIVE HEDDLE WEAVE WIRE CLOTH

Provides a rectangular opening. The unique design of this mesh can assist increased drainage and flow properties. This mesh also has a smooth surface on one side.

TRADITIONAL WOVEN WIRE CLOTH

Has several categories to help classify the mesh into groups. In additional to these groups there are countless combinations that can be supplied.

MARKET GRADE WIRE CLOTH

Most common specifications of industrial wire cloth. Used in a wide variety of applications. Usually woven in a square weave or twill weave



▲ Plain Weave



▲ Dutch Weave



▲ Plain Dutch Weave

MILL GRADE WIRE CLOTH

Used mostly in sifting and sizing applications. Higher percent of open area compared to market grade. Usually woven in a square weave.

BOLTING GRADE WIRE CLOTH

Used in sifting and sizing applications and general filtration applications. Higher percent of open area compared to market and mill grade. Usually woven in a square weave.Sometimes referred to as TBC or Tensile bolting cloth.

STRAINER GRADE WIRE CLOTH

With a rectangular opening.Also referred to as oblong mesh and off count mesh. Used in filtration and straining applications.

MICRONIC FILTER CLOTH

Very durable and strong cloth. Also referred to as "Dutch Weave". Usually supplied in a twilled Dutch or plain Dutch weave depending on the mesh count. Normally used in filtration applications such as pressure filters, fuel filters, and many more.

With the addition of 11% or more chromium to steel, the alloy becomes non-staining under most conditions that corrode plain steel, thus the term stainless is applied.

NON-MAGNETIC ALLOYS

Alloys containing chromium and nickel are not magnetic in the annealed condition although they become slightly magnetic when cold worked.

TYPE 304

Often referred to as "18-8"(18% chromium, 8% nickel) T-304 is the basic stainless alloy most commonly utilized for wire cloth weaving. It withstands outdoor exposure without rusting and resists oxidation at an elevated temperature up to 1400 Degrees Fahrenheit.

Typical wire cloth application include use with chemicals, food products, pharmaceuticals and exposure to moisture.

TYPE 304 L

Type 304 L is very similar to T-304, the difference being the reduced carbon content for better weaving and secondary welding characteristics.



▲ Plain Weave



▲ Plain Weave - Rectangular Mesh



▲ Twilled Dutch Weave

TYPE 309

A heat resistant alloy (23% chromium, 12% nickel) which is useful in temperatures up to 1700 Degrees Fahrenheit.

TYPE 310

Retains good strength and toughness at high temperatures and may be used to advantage where a combination of strength , toughness and oxidation resistance is essential. Where reducing or carburizing conditions are encountered at high temperatures, T-310 is preferred.
Type 310 has a coefficient of expansion slightly lower than most other chromium – nickel alloys

TYPE 316

Stabilized by the addition of 2% molybdenum, T-316 is an "18-8" alloy.
Type 316 has better resistance to pitting corrosion than the other chromium-nickel stainless steels where brines, sulphur-bearing water or halogen salts, such as chlorides are present. A valuable property of T-316 is high creep strength at elevated temperatures. Other mechanical properties and fabricating characteristics are similar to T-304.
Wire cloth woven of T-316 has extensive use in chemical processing when better corrosion resistance is required than the regular chromium-nickel types.

TYPE 316 L

Type 316 L is very similar to T-316, the difference being the reduced carbon content for better wire cloth weaving and secondary welding characteristics.

TYPE 317

Similar to the basic alloy (18% chromium) but with a higher nickel (14%) and molydbenum (3%)content for increased corrosion resistance.

TYPE 321

Has titanium added to reduce or eliminate chromium carbide precipitation resulting from welding or exposure to high temperatures. It is quite effective as a stabilizer although the over-all corrosion resistance is somewhat reduced. Type 321 wire mesh is normally used where secondary welding processes are not required.



▲ Twilled Weave

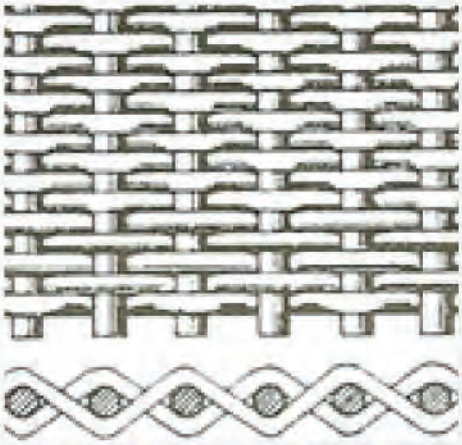

▲ Plain Dutch Weave Graphic



▲ Twilled Weave Graphic

TYPE 330

Similar to Incoloy, T-330 is a nickel-chromium alloy (35% nickel, 15% chromium) used for heat treating baskets suitable for temperatures up to 1650 Fahrenheit.

TYPE 347

Similar on analysis to Type 321 except that columbium is used as an addition instead of titanium. Columbium is an effective stabilizer and does not appreciably reduce the over-all corrosion resistance as does titanium.

Wire cloth woven of Type 347 is used when secondary welding procedures are required, in applications subject to corrosive environments.

MAGNETIC ALLOYS

TYPE 410

The general purpose alloy of the martensitic class containing 12.5% chromium. Heat treated T-410 has mechanical properties comparable to alloy steels such as SAE 4130.

Type 410 possesses mild corrosion resistance as well as heat and oxidation resistance up to 1400° Fahrenheit.

TYPE 430

The general purpose alloy of the ferritic class and the most popular of straight chromium (17%) stainless steels. More commonly used for wire cloth production, T-430 is not heat treatable but is more resistant to chemical attack and high temperature than T-410.

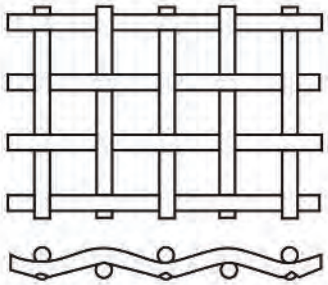

▲ Double Crimp Graphic

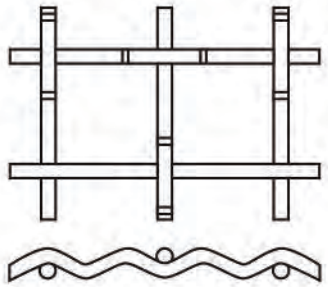

▲ Intermediate Crimp Graphic

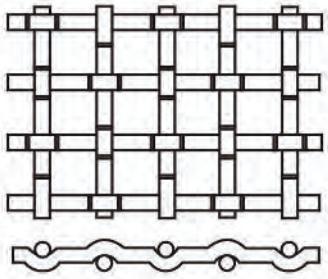

▲ Lock Crimp Graphic



▲ Plain Weave Graphic

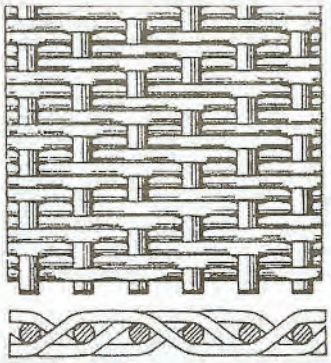

▲ Twilled Dutch Weave Graphic



▲ Smooth Top Crimp Graphic

HIGH TEMPERATURE & CORROSIVE ALLOY

DESIGNATION	USAGE
Nickel 200	Used in application where high corrosion properties are required , some applications could include sever chemicals, caustics, and certain organic acids.
Monel 400	One of the most widely used alloys for high corrosion resistance. Used in many food and chemical process. Monel is a registered trademark for International Nickel Co INCO.
Inconel 600	High Temp Alloy. Used in applications of sever corrosion where temperatures could exceed 1700 Degrees F. Incoloy is a registered trademark for International Nickel Co INCO.
Incoloy 800	High Temp Alloy. Common application for this alloy are heat treating baskets and fixturesd. Similar to 330ss. Operates in temperatures in excess of 1650 Degrees F. Incoloy is a registered trademark for International Nickel Co INCO.

MESH

" MESH" – in wire cloth is the distance from center to center of parallel wires. In specifications for wire cloth the numeral which precedes the word "MESH" indicated the number of openings in one linear inch. This is the mesh "count". Thus: 4 mesh means the cloth has 4 openings per linear inch, each measuring ¼ inch from center to center of adjacent parallel wire.

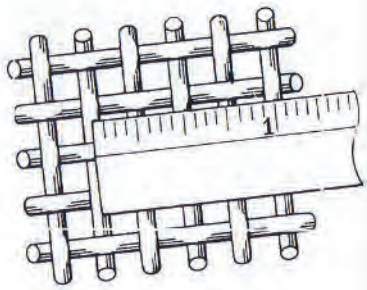

OPENING

"OPENING" – is the space between adjacent parallel wires. Its size is not affected by diameter of wire used in the cloth or screen. Thus, cloth or Screen of 1/2" Space allows materials of ½" Diameter to pass through it, regardless of Mesh Wire size. (See illustration). The term "Opening" usually is applied to heavy grades of wire cloth or screen used for screening coal, gravel, etc., and determines screened product size.

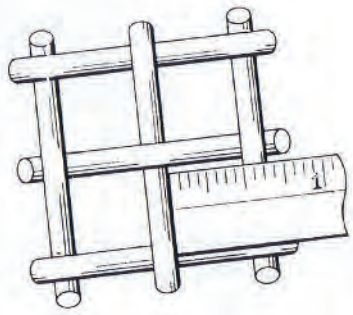

DIAMETERS

"DIAMETER" – Several recognized standard, some of which are almost obsolete, may be used to gauge wire diameter which is the critical factor. Wire mills, in drawing wire, recommend use of the decimal system of measurement in specifications. With the exception of some of the heavier Space Screens where wire is specified in fractional parts of an inch.



TWILLED DUTCH WEAVE WIRE CLOTH

SPECIFICATIONS

Absolute Filter Raling Microns	Nominal Filter Rating Microns	Wire Cloth Specification Warp / Weft Mesh	Wire Diameter warp / weft mm
5 - 6	< 1	510 X 3600	0.025/0.015
6 -7	< 1	450 X 2750	0.025/0.02
7 - 8	1	375 X 2300	0.035/0.025
8 - 9	2	325 X 2300	0.038/0.025
9 - 10	3	325 X 1900	0.038/0.03
11 - 12	4	250 X 1400	0.055/0.04
12 - 14	5	200 X 1400	0.07/0.04
16 - 18	10	165 X 1400	0.07/0.04
24 - 26	15	165 X 800	0.07/0.05
28 - 32	20	200 X 800	0.06/0.045
35 -38	25	80 X 700	0.1/0.078
70 - 75	50	40 X 560	0.18/0.1
90-100	80	30 X 350	0.25/0.15
110-120	100	20 X 250	0.25/0.2

STAINLESS STEEL TWILLED

SPECIFICATIONS

Mesh	SWG	Wire Dia (mm)	Aperture	SIZE
20	26	0.43	820	3FT
20	28	0.35	920	3FT
30	30	0.3	567	3FT
40	31	0.25	355	3FT
50	33	0.25	258	3FT
60	32	0.25	174	3FT
60	34	0.22	203	1M, 4FT
80	36	0.18	138	3FT, 1M
100	40	0.12	130	1M
200	47	0.05	77	1M, 4FT
230	48	0.035	70	1M
250	48	0.04	62	1M, 4FT
300	48	0.04	45	1M, 4FT
325	48	0.035	43	1M, 4FT
350	48	0.035	42	1M, 4FT
400	49	0.03	34	1M
500	50	0.025	26	1M

PLAIN DUTCH WEAVE WIRE CLOTH

SPECIFICATIONS

Absolute Filter Raling Microns	Nominal Filter Rating Microns	Wire Cloth Specification Warp / Weft Mesh	Wire Diameter warp / weft mm
40 - 45	35	90 X 400	0.125/0.071
58 - 63	40	50 X 250	0.14/0.112
70 - 75	55	40 X 200	0.18/0.14
95 - 105	65	30 X 150	0.23/0.18
115 - 125	80	24 X 110	0.35/0.28
150 - 160	100	20 X 150	0.25/0.18
220 -240	150	16 X 88	0.5/0.33
270 - 290	200	12 X 84	0.6/0.42
320 - 340	250	8 X 85	0.36/0.32

WIRE CLOTH

SPECIFICATIONS

Mesh	SWG	Wire Dia (mm)	Aperture (mm)	Open Area (%)
2	12	2.6	10.10	63.20
	14	2.0	10.70	71.10
	16	1.5	11.20	76.40
	18	1.1	11.60	83.40
3	12	2.6	5.87	48.00
	14	1.9	6.57	60.15
	16	1.5	6.96	67.70
	18	1.1	7.37	75.70
4	12	2.5	3.85	36.76
	16	1.5	4.85	58.33
	18	1.1	5.25	68.36
	20	0.9	5.45	73.70
5	15	1.8	3.28	41.70
	16	1.5	3.58	49.70
	18	1.1	3.98	61.38
	19	1.0	4.08	64.50
	20	0.9	4.18	67.70
6	16	1.5	2.73	41.69
	18	1.1	3.13	54.78
	20	0.9	3.33	62.00
	22	0.7	3.53	69.70
7	18	1.1	2.53	48.56
	19	1.0	2.65	52.48
	20	0.9	2.73	56.60
	22	0.7	2.93	65.10
8	18	1.1	2.08	42.70
	20	0.9	2.28	51.40
	22	0.7	2.47	60.77
	23	0.55	2.63	60.36

Mesh	SWG	Wire Dia (mm)	Aperture (mm)	Open Area (%)
10	18	1.1	1.44	32.14
	21	0.80	1.74	46.90
	22	0.70	1.81	52.40
	23	0.55	1.99	61.40
	25	0.45	2.09	67.70
12	19	1.00	1.12	27.83
	22	0.70	1.42	44.90
	23	0.55	1.57	53.40
	24	0.53	1.59	56.20
	26	0.5	1.66	62.00
14	22	0.7	1.11	37.70
	25	0.5	1.30	52.47
	26	0.45	1.36	56.40
	28	0.35	1.46	65.10
16	26	0.45	1.14	51.34
	27	0.4	1.19	56.00
	28	0.35	1.24	60.80
	33	0.24	1.35	71.00
18	25	0.5	0.91	41.60
	26	0.45	0.96	46.40
	27	0.4	1.19	56.00
	35	0.2	1.39	76.40
20	26	0.45	0.82	41.70
	27	0.4	0.87	46.90
	28	0.35	0.92	52.40
	30	0.3	0.97	58.40
	33	0.24	1.03	65.78
24	26	0.45	0.61	33.75
	27	0.4	0.66	39.50
	28	0.35	0.71	44.80
	30	0.3	0.76	51.34

WIRE CLOTH

SPECIFICATIONS

Mesh	SWG	Wire Dia (mm)	Aperture (mm)	Open Area (%)
25	30	0.3	0.72	49.66
28	28	0.35	0.56	37.80
	30	0.3	0.61	44.90
30	28	0.35	0.50	34.60
	30	0.30	0.55	41.90
	33	0.24	0.61	51.60
	35	0.20	0.64	56.60
32	32	0.25	0.54	46.90
40	32	0.25	0.38	36.76
	34	0.22	0.42	42.71
	35	0.20	0.44	46.93
	36	0.18	0.46	51.34
50	34	0.22	0.29	32.14
	35	0.20	0.31	36.76
	36	0.18	0.33	41.69
	37	0.17	0.34	43.40
60	35	0.20	0.22	27.83
	36	0.18	0.24	33.04
	37	0.16	0.26	38.70
	38	0.14	0.28	44.80
70	37	0.17	0.19	28.30
	38	0.14	0.22	37.72
80	38	0.14	0.18	31.25
	40	0.12	0.20	38.70
	41	0.11	0.21	42.70
90	39	0.13	0.15	29.10
	40	0.12	0.16	33.04
	41	0.11	0.17	37.84
	42	0.10	0.18	41.69

Mesh	SWG	Wire Dia (mm)	Aperture (mm)	Open Area (%)
100	40	0.12	0.13	27.80
	41	0.11	0.14	32.14
	42	0.10	0.15	36.76
	43	0.09	0.16	41.69
120	42	0.10	0.11	27.83
	43	0.09	0.12	33.04
	44	0.08	0.13	38.70
150	44	0.08	0.089	27.80
	45	0.07	0.099	34.41
	46	0.06	0.109	41.69
165	46	0.06	0.094	37.20
180	46	0.06	0.080	33.00
	47	0.05	0.090	40.70
200	47	0.05	0.077	36.80
	48	0.04	0.087	46.90
230	48	0.035	0.075	35.80
250	47	0.050	0.051	25.00
	48	0.040	0.061	35.80
300	48	0.040	0.044	26.80
	49	0.030	0.055	41.90
325	48	0.035	0.043	30.30
	49	0.030	0.048	37.80
350	48	0.035	0.043	34.70
	49	0.030	0.037	25.70
400	49	0.030	0.034	28.20
	50	0.025	0.039	37.10
500	50	0.025	0.026	26.00

INNOVATIVE TEXTILES

Fabrics made of metal. They can be used for curtains, panels, sofas, armchairs, chairs. These fabrics are incombustible if entirely made of stainless steel or copper.

TARROT

Fabric made of pure metal made of copper, brass, and stainless steel. The mix of these three noble materials gives TARROT a beautiful iridescent color. It can be used for curtains, panels, sofas, armchairs, chairs.

Width	: 145cm(57")
Composition	: 57% copper, 22% brass, 21% stainlesssteel
Weight	: 520g/sqm



DREAM11

Fabric made of pure metal that can be made of 100% copper, 100% brass, or 100% stainless steel. It can be used for curtains, panels, sofas, armchairs, chairs. If made of stainless steel it can be used for outdoor.

Width	: 145cm(57")
Composition	: 100% copper, 100% brass, or 100% stainless steel
Weight	: 258g/sqm (brass), 310g/sqm (steel and copper)

Incombustible if in stainless steel or brass



DREAM 71

Very light fabric that can be used alone or in combination with other coloured fabrics creating beautiful plays of light. They can be modeled by hand to create threedimensional shapes. They can be used for curtains, decoration of shops and exhibition stands. Suitable for outdoors.

Width	: 136cm(53")
Composition	: 100% stainless steel
Weight	: 170g/sqm

Incombustible



EMBOSSED DREAM 11

All our fabrics can be embossed, but Dream71. During the embossing operation fabrics do not change their physical characteristics, i.e. weight per square meter remains the same, composition remains the same.

Width	: 145cm(57")
Composition	: 100% copper, 100% brass, or 100% stainless steel
Weight	: 258g/sqm (brass), 310gr/sqm (steel and copper)

Incombustible if in stainless steel or brass



DOUBLE FACE

Fabric made of metal wire and stainless steel. Double Face havs metal fibers on one side and polyester on the other side. It can be used for curtains, decoration of shops and exhibition stands.

Available standard with the following metal:
stainless steel

Available custom with the following metals:
brass, copper, coloured copper

Composition : 61% stainless steel, 39% polyester

Weight : 210 gr/sqm



In-FUSION LIGHT COPPER / STEEL

Fabric made of pure metal. It can be used for curtains, panels, sofas, armchairs, chairs. This fabric is incombustible if entirely made of stainless steel. Available in 100% stainless steel (In-Fusion Light Steel) or in stainless steel/copper (In-Fusion Light Steel/Copper)

Infusion Light Steel.

Composition : 100% stainless steel,

Weight : 380gr/sqm

Infusion Light Steel/Copper

Composition : 70% copper, 30% stainless steel,

Weight : 770gr/sqm



PHONIKA COPPER / PHONIKA STEEL

Fabric made of metal and polyester. Doubled with cotton backing. It can be used forhome decoration, curtains, upholstery and exhibition stands. Available with the following metals: stainless steel, copper.

Width : 140 cm (55")

Composition : polyester/copper or polyester/stainless steel. cotton backing.

Colors : brown/copper, black/stainless steel. Black cotton backing

Weight : 600 gr/sqm

Composition :

37%polyester, 30% copper, 29%cotton, 4%PU (PHONIKA COPPER)

42% polyester, 32% cotton, 21% stainless steel, 5% PU (PHONIKA STEEL)

	Fabric	Composition	Weight	FR	Backing	FR with backing	Max width (cm)	Outdoor	Washable	Sewable
100% metal	Tacott	54% Brass, 46% SS	430 gr/sqm	Y	On Request	N	145	N	Y	Y
100% metal	Dream11	100% Stainless steel	400 gr/sqm	Y	On Request	N	145	Y	Y	Y
100% metal	Dream11	100% Brass	400 gr/sqm	Y	On Request	N	145	N	Y	Y
100% metal	Dream11	100% Copper	310 gr/sqm	N	On Request	N	145	N	Y	Y
100% metal	Tarrot	57% copper, 22% brass, 21% SS	520 gr/sqm	N	On Request	N	145	N	Y	Y
100% metal	Dream71	100% Stainless steel	170 gr/sqm	Y	N	N	136	Y	Y	Y
100% metal	In-Fusion Light	100% Stainless steel	380 gr/sqm	Y	On Request	N	200	Y	Y	Y
100% metal	In-Fusion Light	70% Copper, 30% SS	770 gr/sqm	N	On Request	N	200	N	Y	Y
mixed	Double Face	61% stainless steel, 39% polyester	210 gr/sqm	N	On Request	N	145	N	Y	Y
mixed	Phonika Copper	37%polyester, 30% copper, 29%cotton, 4%PU	600 gr/sqm	N	-	N	140	N	N	Y
mixed	Phonika Steel	42% polyester, 32% cotton, 21% stainless steel, 5% PU	600 gr/sqm	N	-	N	140	N	N	Y

Note: fabrics that are backed with cotton are not washable. 100% metal fabrics are washable using mild soap

Note: fabrics can be sewn using a standard sewing machine with a round tip needle

OTHER PRODUCTS



▲ Fiberglass Netting

▲ Plastic Netting

▲ PVC Mesh - Black

▲ PVC SQ Mesh

▲ PVC Weld Rectangular Mesh



▲ SQ Plastic Netting



▲ Sinster Mesh Types

▲ Sinster Mesh



7 Toh Guan Road East
#01-02/03 Alpha Industrial Bldg
Singapore 608599

Tel: (65) 6896 5412 / 6896 5413
Fax: (65) 6896 5420
Email: contactus@wiremesh.com.sg
Website: www.wiremesh.com.sg

copyright © 2014 Wiremesh Industries Pte. Ltd.

A production by ITWorkz Solutions Pte. Ltd.

http://www.itworkzsolutions.com
Contactus@itworkzsolutions.com

Our House Brands